

2016 VIRGINIA POTATO & VEGETABLE REVIEW

**Weather conditions
made 2016 a
challenging year
for Virginia
potato and vegetable
growers**

102 Governor Street, Suite 350
Richmond, VA 23219-3676
Tel: 804.786.3947
Fax: 804.371.7787

In cooperation with
USDA Agricultural Marketing Service



TABLE OF CONTENTS

PREFACE	3
2016 VIRGINIA POTATO SEASON	
HARVESTING AND MARKETING	5
ROUND WHITE	5
RUSSET	5
ROUND RED	5
YELLOW	6
CHIPSTOCK	6
PRODUCTION AND QUALITY	6
SHIPMENTS	7
MARKETS AND COMPETITION	7
VARIETIES	8
SEED POTATOES	
RECEIPTS BY VARIETY	9
CARLOT TOTALS	10
ORIGIN	11
VIRGINIA TRUCK SHIPMENTS	
MONTHLY AND WEEKLY SHIPMENTS	12
SHIPMENTS BY YEAR	13
EASTERN SHORE OF VIRGINIA SHIPPING POINT PRICES	
ROUND WHITE	14
ROUND RED AND YELLOW	15
2016 VIRGINIA VEGETABLE SEASON	
CABBAGE	16
CUCUMBERS	16
GREEN BEANS	16
PUMPKINS	17
SQUASH	17
SWEET CORN	17
TOMATOES - MATURE GREEN AND CHERRY	18
TOMATOES - GRAPE AND PLUM	19
SHIPPING POINT PRICES	
CABBAGE	20
CUCUMBERS	20
GREEN BEANS	21
PUMPKINS	23
SQUASH	24
SWEET CORN	24
TOMATOES - MATURE GREEN	25
TOMATOES - CHERRY AND GRAPE	27
TOMATOES - PLUM	29

PREFACE

Virginia Market News Service reported potato and vegetable prices throughout the 2016 marketing season. This service was conducted cooperatively by the Virginia Department of Agriculture and Consumer Services, Division of Marketing and the United States Department of Agriculture, Agricultural Marketing Service.

Market News reports for Virginia and other states are available on the Internet at:

www.vdacs.virginia.gov/markets-and-finance-market-news.shtml

Users can also access the Market News Online Subscription Service to receive reports by email. A link to this service is provided on the Virginia Market News Service Internet site at www.vdacs.virginia.gov/markets-and-finance-market-news.shtml. For further information or instructions on using the system, call the Virginia Market News Service at 804.786.3947 or email market.news@vdacs.virginia.gov.

Virginia Market News Service also maintains a toll-free in-state message board at 800.552.5521 with timely market information updated during the marketing season. Callers outside of Virginia can access the information at 804.225.2812.

Information on acreage and production was taken from reports issued by Agricultural Statistics Board, National Agricultural Statistics Service, Washington, DC. Historical data covering national, state and county estimates are available on Internet through:

<http://www.nass.usda.gov>
<http://usda.mannlib.cornell.edu>

Truck shipment information was supplied by the Federal-State Inspection Service of Virginia. In instances where inspection service was absent, truck shipment information was obtained directly from shippers or producers.

The prices appearing in the summary represent the majority of sales. In some instances, sales were made at levels above or below the reported prices.

Some of the statistics used in this summary, such as acreage and production figures, may be subject to minor revision at a later date.

We sincerely appreciate the cooperation and consideration extended to us during the season by members of the industry. Without their help, this publication would not be possible.

We also thank the organizations who furnished information used in this summary.

VIRGINIA POTATO & VEGETABLE REVIEW
was prepared by Brett Richardson

Requests for additional copies should be sent to:

VIRGINIA MARKET NEWS SERVICE

102 Governor Street, Suite 350

Richmond, VA 23219-3676

Tel: 804.786.3947

Fax: 804.371.7787

www.vdacs.virginia.gov/markets-and-finance-market-news.shtml
market.news@vdacs.virginia.gov

REVIEW OF THE 2016 POTATO SEASON

HARVESTING AND MARKETING

ROUND WHITE POTATOES

For the fourth consecutive year, the Virginia potato harvest began slightly later than normal. The primary cause for the delay in 2016 was a freeze in early April that affected early planted acreage. Virginia Market News Service began reporting shipping point prices on June 27 with the first F.O.B. Eastern Shore price quoted at \$12.75 per 50-Lb sack of Round White, US One, Size A potatoes. Demand for Virginia potatoes at the start of the harvest was reported as fairly good due in large part to lighter than normal supplies in competing areas as a result of Tropical Storm Colin. Unfortunately, as supplies began to increase, demand and prices began to fall. On July 6, prices were reported at \$11.75 and by late July were reported as mostly \$10.75 although some sales were lower. Demand was moderate for most of July but by late July and August was fairly light. Movement was slow in August as competing areas in the North and Midwest began harvesting. The last reported price was on August 3 although light shipments continued until mid-August.

Prices for the large 2¾ to 4½ inch “Chef” Round White potatoes were first reported on June 27 at \$16.75 per 50-Lb sack but quickly decreased to \$15.75 on June 30. Chef prices were mostly \$14.75 to \$15.75 throughout July and August. The final reported price was \$14.75 to \$15.75 per 50-Lb sack on August 2.

RUSSET POTATOES

Russet potato prices improved compared to 2015 although demand was often fairly light in 2016. Russet tote prices were mostly \$13.00 to \$16.00 per hundredweight (cwt) although a few sales were as low as \$12.00 per cwt. Some Russet tote prices were as high as \$18.00 per cwt – primarily the 5 to 9 ounce sizes. Carton count (40s to 90s) Russet potato prices were generally \$12.00 to \$14.75 per 50-Lb carton with a few early sales as high as \$15.00.

ROUND RED POTATOES

Round Red potato prices were very similar to the 2015 season. Red prices were first reported on June 27 with 50-Lb sacks of US One, Size A at \$14.75 and Size B at \$18.75. By early July, Size A prices had fallen to \$12.75 and Size B were \$17.75 to \$18.75. Demand was fairly good until July 11 when it declined to moderate. By late July, demand for Round Red potatoes was fairly light and prices had dropped to \$10.75 to \$12.75 for Size A and \$17.75 for Size B. Demand for Red potatoes was not as good as many of the previous years, most likely due to the fact that Red acreage was up not only on the Eastern Shore but also in North Carolina. In fact, 2016 represented the second highest percentage of Red potatoes ever planted on the Eastern Shore. Once again, it was difficult to compete once Red potato producing areas in the Midwest started harvesting.

YELLOW FLESH POTATOES

Yellow flesh potato harvesting started on July 14 with the first reported price at \$16.75 for 50-Lb sacks of US One, Size A. Demand started out as moderate but by late July was fairly light and movement fairly slow. Prices throughout the season ranged from \$15.75 to \$16.75 per 50-Lb sack. Although prices were down slightly from 2015, they were an improvement from \$12.00 per 50-Lb sack in 2014. Unfortunately, they were not as good as 2013 when they reached a high of \$22.00.

CHIPSTOCK POTATOES

Chipstock potatoes continue to be a very important part of Virginia's potato crop and in 2016 they represented slightly over 40% of the total shipments. Harvesting of chipstock potatoes began during the first week of July - similar timing to 2015 but approximately one week earlier than 2014. Peak shipments occurred in mid to late July although shipments continued until the week beginning August 13.

Chipstock potatoes were sold primarily based on preseason contracts and were mostly \$11.25 to \$11.50 per hundredweight (cwt). The contract price was down slightly from 2015 and 2014 when prices were quoted at \$11.50 to \$11.75 per cwt. Contract prices were mostly \$12.50 per cwt in 2013. Chipstock seed imports were up approximately 3% from 2015.

Trading activity for chipstock potatoes in Virginia was moderate for most of the summer and the crop was harvested at a reasonable pace. Rain did delay harvesting at times. After meeting contract obligations, there were very few potatoes available for the open market. As a result, there were not enough open market sales to report in 2016. Open market sales in competing areas were well below preseason contract prices.

PRODUCTION AND QUALITY

Total Virginia production in 2016 was estimated at 1,189,000 hundredweight (cwt) by the National Agricultural Statistics Service compared to 1,034,000 cwt in 2015, 1,125,000 cwt in 2014, 819,000 cwt in 2013 and 1,350,000 cwt in 2012. Although harvested acreage throughout Virginia was down approximately 600 acres, improved yields caused an increase in production.

Weather conditions made 2016 a challenging year for Virginia potato growers. The first obstacle for growers was a freeze that occurred in early April that affected and delayed early planted acreage. May was an extremely wet month with rainfall totals at the Eastern Shore Agricultural Research Center in Painter measuring 7.19 inches, more than double the 75-year average. July was also very wet with rainfall totaling 6.23 inches - well above the average of 4.49 inches. Some areas, particularly in Accomack County, received significantly more rainfall than the official readings in Painter. The wet conditions combined with extremely hot temperatures caused some quality problems including soft rot and stem end discoloration. Unfortunately, the excessive weather conditions led to crop losses including some acreage that was not harvested.

SHIPMENTS

Shipments of potatoes from the Eastern Shore of Virginia increased compared to 2015 but were lower than the totals of 2012, 2013 and 2014. Approximately 1,976 truck lot equivalents (50,000 Lb) were shipped from the Eastern Shore in 2016 compared to 1,858 in 2015, 2,184 in 2014, 2,095 in 2013 and 2,210 in 2012. The increase in shipments compared to 2015 was primarily the result of improved yields.

For the third consecutive year, shipments during June accounted for less than 1% of the crop. The low percentage of June shipments over the past few years can be attributed to the later than normal start of the harvest due to weather conditions. June shipments accounted for slightly over 1% in 2013, 13% in 2012 and 17% in 2011. July 2016 shipments represented over 81% of the crop compared to 59% in 2015, 53% in 2014, 61% in 2013, 66% in 2012 and 80% in 2011. During 2016, 18% of the crop was shipped in August compared to 40% in 2015, 46% in 2014, 37% in 2013, 21% in 2012 and 3% in 2011.

MARKETS AND COMPETITION

Tropical Storm Colin had a big impact on the 2016 summer potato market. The storm that hit Florida in early June ended the Florida shipping season approximately two weeks earlier than normal. The Hastings, Florida area had a large crop and typically Florida would have continued to ship potatoes and pressure the market for most of June. The heavy rainfall put an early end to the Florida shipping season and created a gap for new crop potatoes until North Carolina and Virginia could get started later in the month. Instead of prices dropping during the time period when Florida is generally cleaning up the last of their crop, the market actually got stronger due to the new crop supply gap. Virginia was also helped because some areas in North Carolina were affected by heavy rainfall – not only from Tropical Storm Colin but during subsequent storms that reduced supplies. As a result, prices for Virginia potatoes were relatively high for the 2016 summer season

Another factor that helped Virginia potato prices was that supplies of storage potatoes from the western producing states were down during the summer of 2016. June stocks of storage potatoes from the major fall producing states were down 7% compared to 2015. Although there were still substantial supplies of storage Russet potatoes to compete with, it was an improvement from 2015. Despite supplies in competing areas being lower in 2016, demand for Virginia potatoes was still disappointing at times – particularly late in the season as competing areas to the North and Midwest began harvesting.

Canada has typically been an important market for Virginia potato growers but 2016 was another disappointing year for exports to our northern neighbor. In 2016, only 58 loads (50,000 Lb) were shipped to Canada. It was an improvement over the 31 loads shipped to Canada in 2015 but considerably lower than the ten year average of 106 loads. The main reason for the low shipment total to Canada was an abundant supply of available Canadian storage potatoes due to the largest Canadian crop since 2007.

VARIETIES

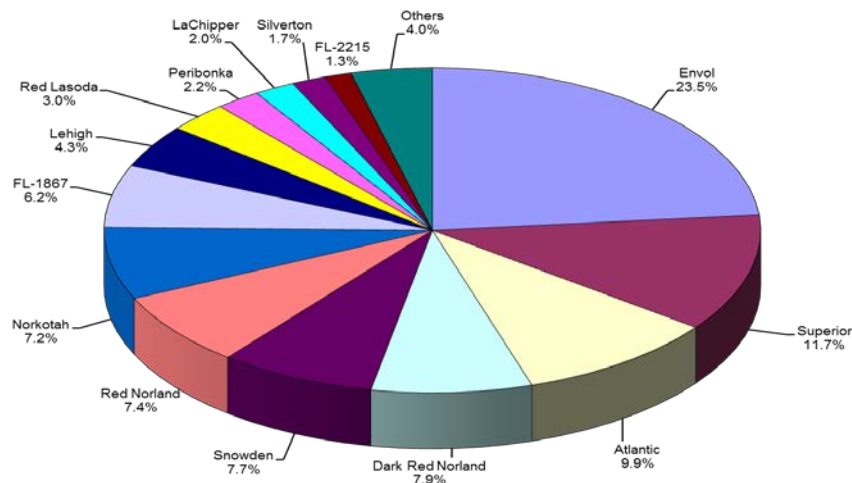
For the first time since it replaced the Pungo approximately 40 years ago, the Superior variety was surpassed as the most popular on the Eastern Shore. Of the 150.2 loads (50,000 Lb) of seed imported and inspected on the Eastern Shore of Virginia during the 2016 season, Envol accounted 23.5% of the total making it the most planted of all varieties. Envol, an early maturing tablestock variety, continues to grow in popularity and has seen a sizeable increase in use over the past few years. Envol accounted for 15.8% of the potatoes planted in 2015, 12% in 2014 and 8% in 2013. Superiors were the second most popular and accounted for 11.7% of the total, declining from 16.6% in 2015.

Two chipping varieties ranked in the top five with Atlantic third at nearly 10% and Snowden fifth at 7.7%. The Frito Lay variety FL-1867 was the eighth most popular at 6.2%. Other chipping varieties included FL-2215, Beacon Chipper and Accumulator.

There were three Red varieties in the top ten. The Dark Red Norland was the fourth most popular variety at nearly 8%. The Red Norland ranked sixth at 7.4% and Red Lasoda tenth at 3%. All Red varieties accounted for over 18% of the crop compared to 17% in 2015, 22% in 2014, 11% in 2013 and 8% in 2012. 2016 represented the second highest percentage of Red potatoes ever planted on the Eastern Shore.

The Russet variety Norkotah was the seventh most popular at 7.2% compared to 13.2% in 2015, 6.7% in 2014 and 2.9% in 2013. Russet potatoes accounted for slightly over 11% of the crop in 2016 compared to 18% in 2015, 11% in 2014, 8.5% in 2013 and 12% in 2012. Other Russet varieties included Peribonka at 2.2% and Silverton at 1.7%.

For the first time since 2009, the Yukon Gold was replaced as the top Yellow flesh variety. The Lehigh was the most planted Yellow flesh variety and was the ninth most popular overall at 4.3%. Yellow flesh varieties accounted for 7% of the potatoes grown in 2016. Yellow flesh varieties have accounted for 6% to 8% over the past seven years.



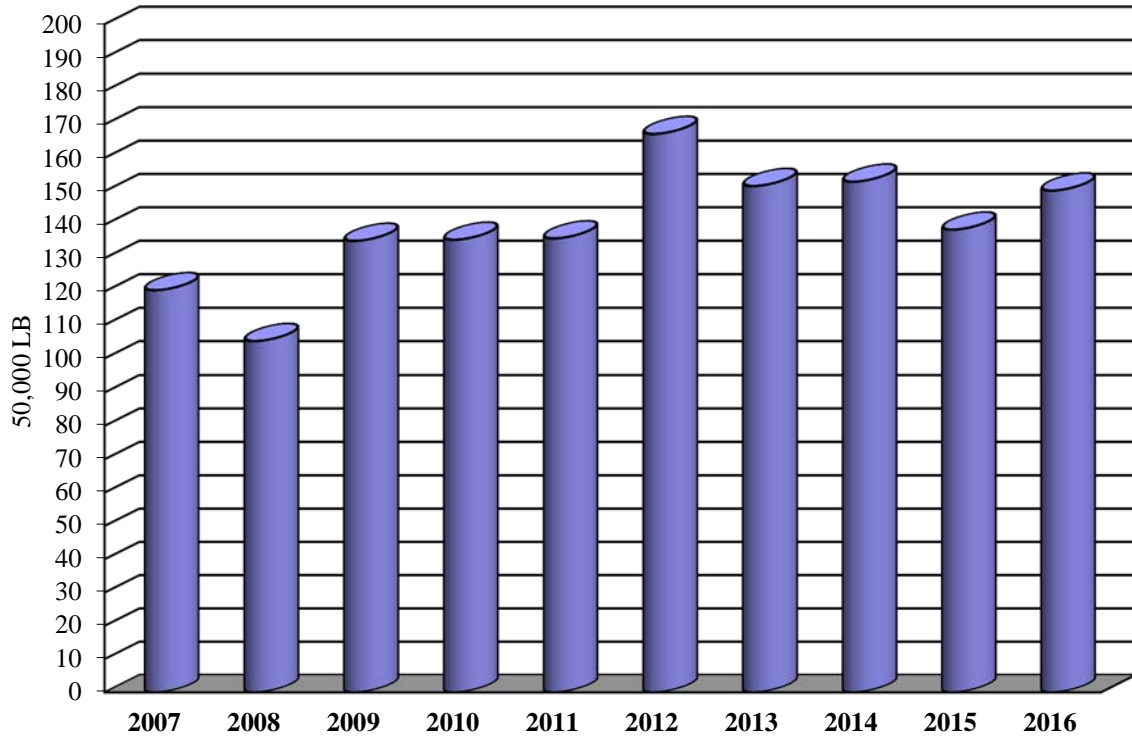
VIRGINIA SEED POTATO IMPORT RECORD

Receipts of seed potatoes by varieties for Accomack and Northampton Counties.
Amounts are 50,000 LB units.

	<u>2016</u>	<u>2015</u>	<u>2014</u>	<u>2013</u>
Envol	35.30	21.84	18.45	11.97
Superior	17.57	23.05	27.15	40.10
Atlantic	14.88	11.85	10.05	14.72
Dark Red Norland	11.88	9.17	21.51	6.47
Snowden	11.63	7.26	8.14	12.26
Red Norland	11.11	9.00	8.77	6.38
Norkotah	10.84	18.35	10.24	4.33
FL-1867	9.23	2.84	8.52	5.05
Lehigh	6.47	1.39	----	----
Red Lasoda	4.55	4.51	1.41	2.78
Peribonka	3.37	2.48	5.02	4.28
LaChipper	2.97	4.14	9.92	11.54
Silverton	2.54	4.21	1.75	3.45
FL-2215	2.00	2.72	1.00	----
Vivaldi	1.70	0.71	0.96	0.84
Beacon Chipper	1.57	3.06	4.89	1.73
Molli	0.86	----	----	----
Soraya	0.84	----	----	----
Satina	0.77	----	----	----
Accumulator	0.09	0.89	----	----
Yukon Gold	----	4.38	6.24	8.24
Adora	----	1.70	0.88	0.86
Lamoka	----	1.36	----	----
Langlade	----	0.87	1.73	1.80
Reba	----	0.83	----	----
Fabula	----	0.75	----	----
Augusta	----	0.46	----	2.02
Chieftain	----	0.42	0.89	----
Anuschka	----	0.27	----	----
FL-2053	----	----	1.80	3.03
Mega Chip	----	----	0.95	----
Villetta Rose	----	----	0.81	0.68
Eva	----	----	----	2.55
Andover	----	----	----	1.76
Gold Rush	----	----	----	0.88
Nadine	----	----	----	0.87
Others	----	----	1.77	3.00
Total	150.2	138.5	152.9	151.6

VIRGINIA SEED POTATO IMPORT TOTALS

CARLOT TOTALS – 50,000 LB UNITS



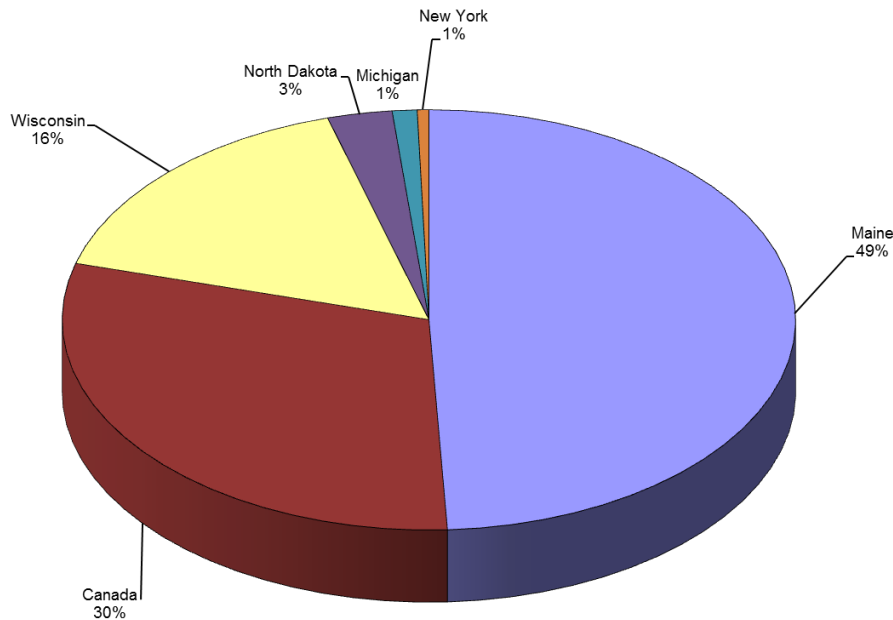
YEAR	2007	2008	2009	2010	2011	2012	2013	2014	2015	2016
TOTAL	120.4	105.2	135.2	135.5	135.9	167.1	151.6	152.9	138.5	150.2

SEED POTATOES IMPORTS BY ORIGIN

Maine continued to be the leading supplier of seed potatoes to Virginia in 2016. The last year Maine was not the leading supplier was 2012 when it was surpassed by Canada. Shipments from Maine accounted for 49% of the seed that was inspected during the 2016 season compared to 44% in 2015, 41% in 2014, 50% in 2013 and 33% in 2012.

Seed shipments from Canada accounted for 30% during 2016 compared to 31% during 2015, 32% in 2014, 28% in 2013 and 43% in 2012. Of the Canadian seed shipped in 2016, over 69% came from New Brunswick. Other Canadian provinces providing seed to the Eastern Shore included Quebec at 27% and Prince Edward Island at nearly 4%.

Wisconsin was the third most popular origin at 16% compared to 17% in 2015, 15% in 2014, 14% in 2013 and 10% in 2012. Seed from North Dakota accounted for 3% in 2016 compared to 1% in 2015 and 9% in 2014. Michigan and New York each accounted for approximately 1% of the seed shipped to the Eastern Shore.

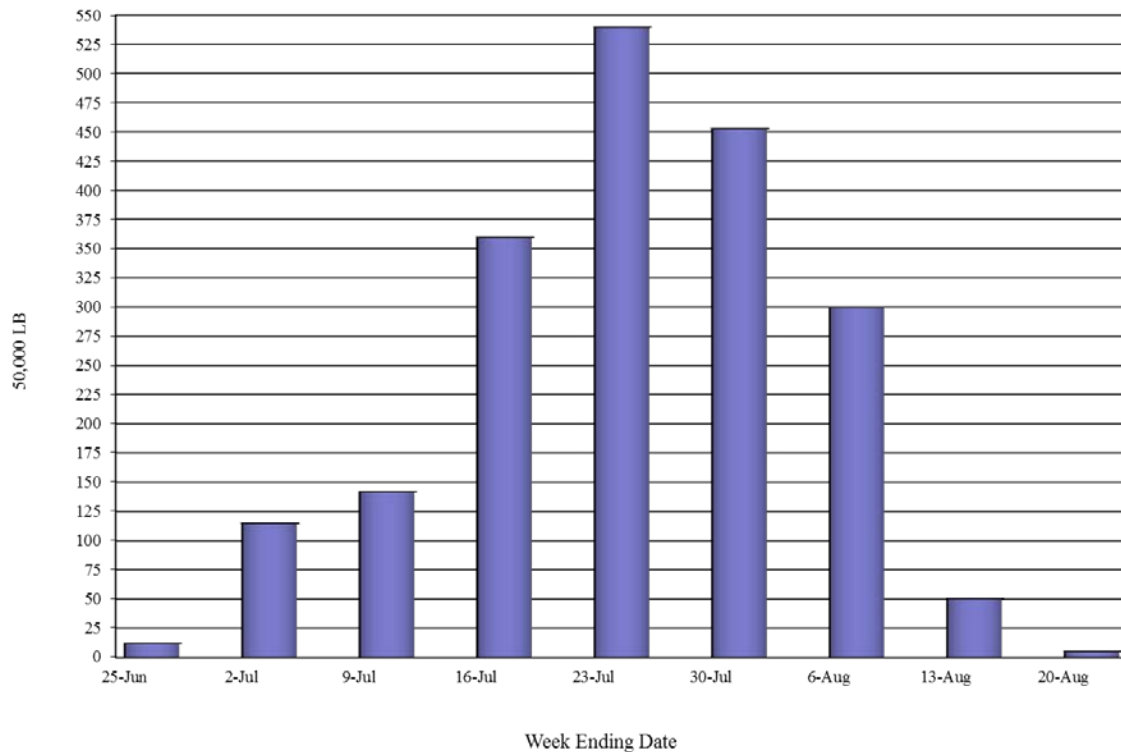


ORIGIN	SHIPMENTS (50,000 LB UNITS)
Maine	73.9
Canada	45.2
Wisconsin	24.3
North Dakota	4.3
Michigan	1.6
New York	0.8

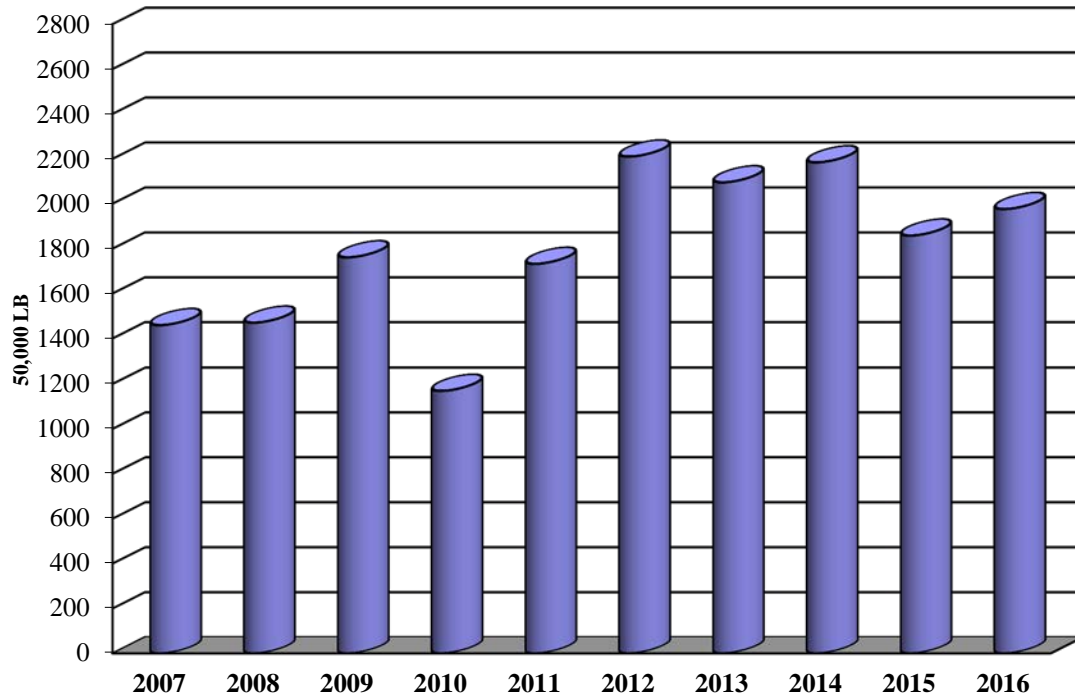
VIRGINIA POTATO SHIPMENTS - 2016

50,000 LB UNITS

Monthly Shipments	Loads
June	12
July	1608.5
August	355.5
Weekly Shipments (Week Ending Date)	Loads
June 25	12
July 2	115
July 9	142
July 16	359.5
July 23	539.5
July 30	452.5
August 6	300
August 13	50.5
August 20	5
Total	1976

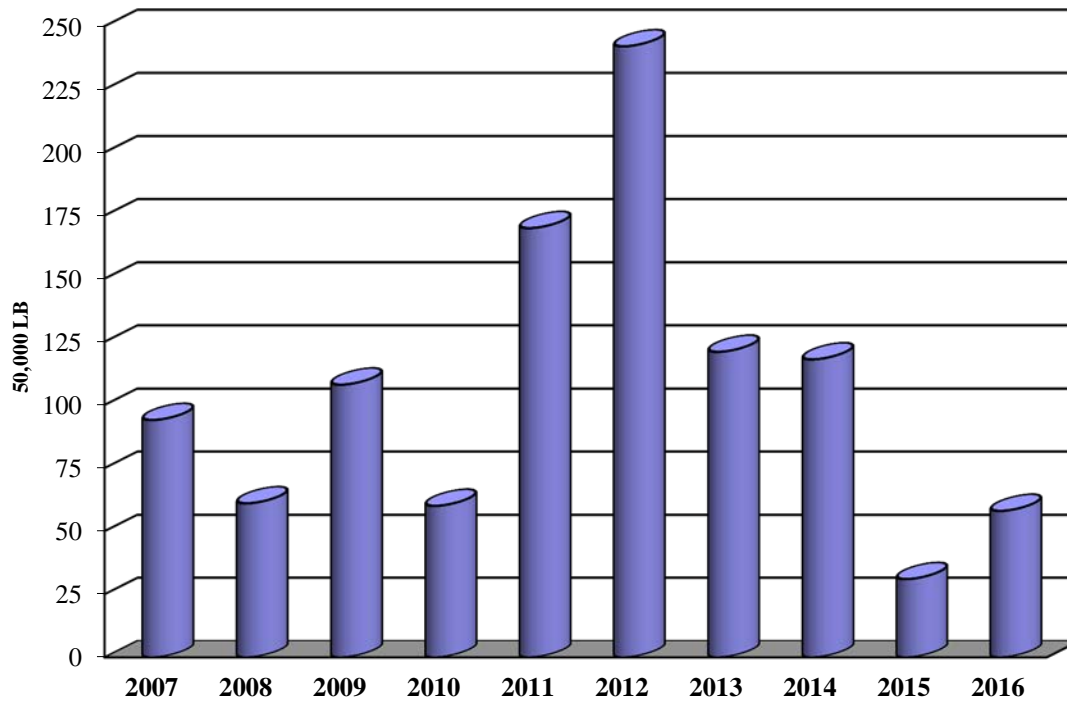


VIRGINIA TRUCK SHIPMENTS



YEAR	2007	2008	2009	2010	2011	2012	2013	2014	2015	2016
LOADS	1459	1470	1761	1169	1732	2210	2095	2184	1858	1976

VIRGINIA TRUCK SHIPMENTS TO CANADA



YEAR	2007	2008	2009	2010	2011	2012	2013	2014	2015	2016
LOADS	94	61	108	60	170	242	121	118	31	58

**2016 SHIPPING POINT PRICES
EASTERN SHORE OF VIRGINIA
ROUND WHITE, US ONE**

	Size A	Chef	Size A
June	50-Lb	50-Lb	Tote Bags (Per Cwt)
27	12.75	16.75	24.50
28	12.75	16.75	24.50
29	12.75	16.75	24.50
30	12.75	15.75	24.50
July			
1	12.75	14.75-15.75	24.50
5	11.75-12.75	14.75-15.75	22.50
6	11.75	14.75-15.75	22.50
7	11.75	14.75-15.75	22.50
8	11.75	15.75	22.50
11	11.75	15.75	22.50
12	11.75	15.75	22.50
13	11.25-11.75	14.75-15.75	22.50
14	11.25-11.75	14.75-15.75	22.50
15	11.25-11.75	14.75-15.75	22.50
18	11.25-11.75	14.75-15.75	22.50
19	11.25-11.75	14.75-15.75	20.50-22.50
20	10.75-11.75	14.75-15.75	20.50-22.50
21	10.75-11.75	14.75-15.75	20.50-22.50
22	10.75-11.75	14.75-15.75	20.50-22.50
25	10.75-11.75	14.75-15.75	20.50-22.50
26	10.75-11.75	14.75-15.75	20.50-22.50
27	10.75-11.75	14.75-15.75	20.50-22.50
28	10.75-11.75	14.75-15.75	20.50-22.50
29	10.75-11.75	14.75-15.75	20.50-22.50
August			
1	10.75-11.75	14.75-15.75	20.50-22.50
2	10.75-11.75	14.75-15.75	20.50-22.50
3	Too Few	Too Few	Too Few

**2016 SHIPPING POINT PRICES
EASTERN SHORE OF VIRGINIA
ROUND RED AND YELLOW TYPE, US ONE**

	Round Red 50-Lb, Size A	Round Red 50-Lb, Size B	Yellow Type 50-Lb, Size A
June			
27	14.75	18.75	
28	14.75	18.75	
29	14.75	18.75	
30	14.75	18.75	
July			
1	12.75-14.75	16.75-18.75	
5	12.75	17.75-18.75	
6	12.75	17.75-18.75	
7	12.75	17.75-18.75	
8	12.75	17.75-18.75	
11	12.75	17.75-18.75	
12	12.75	17.75-18.75	
13	12.75	17.75-18.75	
14	12.75	17.75-18.75	16.75
15	12.75	17.75	16.75
18	12.75	17.75	16.75
19	12.75	17.75	15.75-16.75
20	12.75	17.75	15.75-16.75
21	12.75	17.75	15.75-16.75
22	10.75-12.75	17.75	15.75-16.75
25	10.75-12.75	17.75	15.75-16.75
26	10.75-12.75	17.75	15.75-16.75
27	10.75-12.75	17.75	15.75-16.75
28	10.75-12.75	17.75	15.75-16.75
29	10.75-12.75	17.75	15.75-16.75
August			
1	10.75-12.75	17.75	15.75-16.75
2	10.75-12.75	17.75	15.75-16.75
3	Too Few	Too Few	Too Few

REVIEW OF THE 2016 VEGETABLE SEASON

CABBAGE

The first reported F.O.B. shipping point price from Southwest Virginia was on July 18 with 50-Lb cartons of medium size cabbage at \$7.00 to \$10.00 with most sales at \$8.00 to \$8.50. Demand at the start of the season was moderate but by late August began to improve. On August 29, demand was fairly good and prices were quoted at mostly \$8.00 to \$9.00 for cartons. By September 6, cartons of medium size cabbage were mostly \$10.00 with sacks of large at mostly \$7.50 to \$8.00. By the end of September, carton prices were mostly \$9.00 to \$10.00 with sacks at mostly \$7.00. Demand was fairly good for Virginia cabbage for much of September and early October due to shortages in competing areas caused by extremely dry weather. On October 3, prices ranged from \$9.00 to \$11.00 for cartons with sacks at \$7.00 to \$7.50. The final reported price was on October 17 with cartons at \$9.00 to \$9.50.

CUCUMBERS

The first reported cucumber price for 1-1/9 bushel cartons of medium “Super Select” cucumbers was on June 20 at \$16.00 to \$20.00. Prices were as high as \$22.00 in early July and trading was fairly active. By mid-July, demand declined as supplies began to increase in competing areas. By the end of July, prices were \$10.00 to \$12.00. Fair quality “Select” cucumbers started the summer at mostly \$12.00 to \$14.00 before decreasing to \$5.00 to \$6.00 in late July.

GREEN BEANS

The green bean market was initially affected by the heavy rains of Tropical Storm Colin. There were extensive losses to the bean crop in North Carolina due to the storm. Unfortunately, the Virginia green bean crop was also hurt by excessive rainfall and there were significant losses to the bean crop on the Eastern Shore as well. The declining supplies led to very high prices at the start of the Virginia harvest with prices reported at \$32.85 per bushel in late June and early July. By Monday, July 11, prices had fallen to \$26.85 and quickly dropped to \$9.85 by Friday, July 15. The main reason for the rapid decline in prices was that hot temperatures led many areas to begin harvesting at nearly the same time. Competing areas including Tennessee, New York and the Midwest all began harvesting beans in mid-July. The large increase in available supplies lowered demand for Virginia beans and led to the decrease in prices. Demand was light during mid and late July and the final reported price of the summer was on July 22 at \$9.85.

The fall season was not immune to the weather problems of the summer. The start of the harvest was delayed by extremely wet conditions. Heavy rainfall and wind associated with Hurricane Matthew caused losses to the Eastern Shore crop. As a result of the challenging weather conditions during summer and fall, shipments from the Eastern Shore were down nearly 45% from 2015. The first reported price of the fall harvest was on October 6 at \$20.85 per bushel. During October, supplies were very light and as a result prices increased to as high as \$35.85 per bushel. Demand was moderate for most of the month. The final reported price was on October 25 at \$30.85 per bushel.

PUMPKINS

Unfortunately, Virginia's pumpkin crop was also affected by weather conditions. Extremely hot conditions during the critical pollination stage lowered production for many Virginia pumpkin growers. Several growers stated the excessive heat caused bloom drop. Competing areas did not escape the poor conditions as production was also reported to be down in the northeast United States due to drought. Despite the lower production, market conditions were very similar to previous years. Demand was generally moderate throughout the season and shipping point prices were reported at \$80.00 to \$125.00 per bin with most sales ranging between \$85.00 to \$100.00. Prices were for medium to large size Howden type pumpkins (generally 18 to 22 pounds each) sold in 36-inch bins. Each bin typically contained 30 to 45 pumpkins.

Heirloom pumpkin varieties such as Fairytale, Cinderella and Porcelain Doll did sell at higher prices than the Howden type. Mixed heirloom varieties sold for \$115.00 to \$150.00 per bin, with most sales at \$135.00 to \$150.00. The heirloom varieties were generally sold in 24-inch bins.

SQUASH

Squash prices were first reported on June 20. During the first week of the harvest, trading was fairly active for light supplies with 1/2 and 5/9 bushel cartons of small "fancy" zucchini at \$12.00 to \$14.00 and medium at \$8.00 to \$12.00. Small yellow straightneck was reported at \$14.00 and medium at \$10.00 to \$12.00. By late June and early July, demand and prices for Virginia squash decreased as supplies in competing areas began to increase. On July 11, trading was fairly slow and prices continued to decline with small zucchini reported at \$5.00 to \$7.00 and medium at \$4.00. Small yellow straightneck sold at \$7.00 to \$8.00 and medium at \$5.00.

By late July, prices began to improve. Prices for both zucchini and yellow straightneck ranged from \$8.00 to \$10.00 for small and \$6.00 to \$8.00 for medium. In August, trading became fairly active with small sizes as high as \$12.00 to \$14.00 and medium at \$10.00 to \$12.00. The final reported price was on August 15 with zucchini at \$10.00 to \$12.00 for small and \$8.00 to \$10.00 for medium. Yellow straightneck prices were quoted at \$12.00 for small and \$10.00 for medium. Trading was moderate by mid-August.

SWEET CORN

Sweet corn prices from Eastern Virginia and Southwest Virginia were once again included in Virginia Market News Service reports during 2016. The first reported shipping point price for Virginia sweet corn in 2016 was on July 11 with yellow, white and bi-color at \$20.00 for crates containing 4 dozen minimum. Trading was active for light supplies. By late July, trade activity slowed and prices declined to \$12.40 to \$15.00 per crate. In August, demand for Virginia sweet corn began to decline as supplies increased in competing areas. Prices during August were generally \$8.00 to \$10.00 for all three varieties and trading ranged from fairly slow to moderate. Shipments of sweet corn continued into September with the final reported price on September 6 at \$9.20 to \$11.00 per crate.

TOMATOES - MATURE GREEN

Mature Green tomato prices were first reported on July 19. Prices for 25-Lb cartons of Mature Green, 85% US One or better were quoted at \$13.95 for the 5x6 and 6x6 sizes and \$12.95 for the 6x7 size. During the last week of July, prices improved to \$13.95 for all sizes. Demand was fairly good for most of July.

By early August, demand was fairly light and prices began to fall. On August 9, prices were \$11.95 for 5x6 size, \$10.95 to \$11.95 for 6x6 size and \$9.95 for 6x7 size. By mid-August, supplies were insufficient to report. Supplies were very light during the middle of August as a result of planting interruptions during spring caused by wet conditions. When reporting resumed in late August, demand and prices had improved. On August 25, demand was good and prices were mostly \$15.95 for all three sizes. By the end of August, prices had risen to \$16.95 for all sizes. Demand continued to be good.

During September, demand was good for lighter than normal supplies. Prices began the month at \$16.95 for all sizes and by September 7 had improved to \$17.95. Prices for the 5x6 size continued to be \$17.95 for the rest of the month although prices on the smaller sizes did decline. By late September, 6x6 size tomatoes were reported at \$15.95 and 6x7 size at \$13.95. By the end of the month, demand was moderate.

In early October, demand was moderate and prices were \$15.95 for 5x6 size, \$14.95 for 6x6 size and \$13.95 for 6x7 size. By mid-October, demand improved to fairly good and prices for the 5x6 and 6x6 sizes increased to \$17.95 and \$15.95. By late October, prices had increased on all sizes on fairly good demand. The final reported price from the Eastern Shore of Virginia was on October 19 with 5x6 size at \$19.95, 6x6 size at \$17.95 and 6x7 size at \$15.95.

TOMATOES – CHERRY

Cherry tomatoes were first reported on July 11 and during the first week of the harvest, prices ranged from \$8.95 to \$11.95 for flats containing 12 one-pint baskets. Demand during the first few days of the harvest was fairly good but by July 14 it was reported as moderate. By the end of the month, demand was fairly light and prices ranged from \$8.95 to \$10.95.

On August 8, prices dropped to \$6.95 to \$7.95. Throughout early August, demand ranged from light to fairly light. Demand and prices did start to improve in mid-August. On August 23, demand was fairly good and prices were \$8.95 to \$9.95. By the end of the month, prices improved to \$11.95 on good demand.

During September and October, prices continued to improve. Prices during early September were mostly \$13.95 to \$16.95 and by late in the month were mostly \$15.95. During October, prices ranged from \$17.95 to \$19.95. Demand was good during early September before declining to fairly good later in the month. During October, demand ranged from moderate to fairly good. The higher prices were primarily the result of lighter than normal supplies.

TOMATOES – GRAPE

Grape tomatoes were first reported on July 11 with prices at \$13.95 for flats of 12 one-pint containers with lids and \$25.95 for 20-Lb cartons. Demand was first reported as fairly good but by July 14 was moderate and on July 20 was fairly light. Prices during this period dropped to \$9.95 to \$11.95 for flats and \$17.95 to \$21.95 for cartons. By the end of the July, prices ranged from \$8.95 to \$9.95 for flats and \$15.95 to \$17.95 for cartons with demand reported as fairly light. Some sales were reported as low as \$6.95 for flats and \$11.95 for cartons.

In early August, prices were mostly \$6.95 to \$7.95 for flats and \$11.95 to \$13.95 for cartons. Demand ranged from light to fairly light. By the middle of the month, prices and demand began to improve. On August 23, demand was fairly good with prices at \$9.95 for flats and \$17.95 for cartons. By the end of August, prices were \$13.95 to \$15.95 for flats and \$25.95 to \$29.95 for cartons. Demand continued to improve and was reported as good for light supplies.

In early September, demand was good and prices were mostly \$16.95 to \$17.95 for flats and \$31.95 to \$33.95 for cartons. Demand began to decline in mid-September although lighter than normal supplies supported prices. By the end of September, demand was moderate and prices were \$17.95 for flats and \$33.95 for cartons.

During early October, supplies continued to be light and demand was moderate. Demand did improve to fairly good on October 14. Prices throughout October were \$17.95 for flats and \$33.95 for cartons. The final reported price for 2016 was on October 19.

TOMATOES – PLUM TYPE, ROMA

Plum type tomatoes were first reported on July 22 during the summer of 2016. 25-Lb cartons of Roma tomatoes were quoted at \$13.95 for extra large and large sizes. Demand was moderate. Medium sized Romas were first reported on July 25 at \$11.95. Demand continued to be moderate for the rest of July and at the end of the month prices were \$11.95-\$13.95 for extra large, \$10.95 to \$13.95 for large and \$9.95 to \$11.95 for medium.

Prices for Romas started the month of August at \$10.95 to \$11.95 for extra large and large and \$8.95 to \$9.95 for medium. During August, demand was fairly light and prices continued to decline. For most of early August, prices were \$9.95 to \$10.95 for extra large and large sizes and \$7.95 to \$9.95 for medium. By August 16, prices had declined to \$8.95 to \$9.95 for extra large, \$7.95 to \$8.95 for large and \$5.95 to \$6.95 for medium. Light shipments continued for most of August although supplies were insufficient to report for the latter part of the month.

2016 VIRGINIA SHIPPING POINT PRICES

CABBAGE (ROUND GREEN TYPE)

50-Lb Cartons Medium

July

18	8.00-8.50
25	7.00-9.00

August

1	8.00-9.00
8	8.00-8.50
15	8.00-8.50
22	8.00-8.50
29	8.00-9.00

September

6	10.00
12	10.00
19	9.00
26	9.00-10.00

October

3	9.00-11.00
11	9.00-10.50
17	9.00-9.50
24	Too Few

CUCUMBERS

1-1/9 BUSHEL CARTONS

	Medium	Fair Quality
June		
20	16.00-20.00	12.00-14.00
27	20.00	12.00
July		
5	18.00-22.00	10.00-13.00
11	12.00-16.00	8.00-12.00
18	12.00	6.00
25	10.00-12.00	5.00-6.00
August		
1	Too Few	Too Few

**VIRGINIA SHIPPING POINT PRICES
GREEN BEANS, ROUND TYPE (SUMMER)
BUSHEL CARTONS/CRATES**

June	2016	2015	2014	2013	2012
25		22.85			12.00
26		22.85			12.00
27		Weekend			12.00
28		Weekend			14.00
29		Too Few			14.00
30	32.85	Too Few			Weekend
July					
1	32.85	Too Few	17.00	32.00-35.00	Weekend
2	Weekend	Too Few	17.00	32.00-35.00	14.00
3	Weekend	Holiday	17.00	32.00-35.00	12.00-14.00
5	32.85	Weekend	Weekend	32.00-35.00	12.00-14.00
6	32.85	26.85	Weekend	Weekend	13.00-14.00
7	32.85	26.85	17.00	Weekend	Weekend
8	32.85	26.85	17.00	32.00-35.00	Weekend
9	Weekend	Too Few	17.00	29.00	Too Few
10	Weekend	Too Few	17.00	29.00	Too Few
11	26.85	Weekend	17.00	29.00	23.00
12	26.85	Weekend	Weekend	Too Few	23.00
13	18.85	26.85	Weekend	Weekend	23.00
14	14.85	24.85	Too Few	Weekend	Weekend
15	9.85	22.85	Too Few	21.00	Weekend
16	Weekend	22.85	17.00	21.00	23.00
17	Weekend	17.85	17.00	17.00	Too Few
18	9.85	Weekend	16.00	15.00	23.00
19	9.85	Weekend	Weekend	15.00	23.00
20	9.85	17.85	Weekend	Weekend	Too Few
21	9.85	17.85	Too Few	Weekend	
22	9.85	17.85		15.00	
23	Weekend	17.85		15.00	
24	Weekend	17.85		15.00	
25	Too Few	Weekend			
26		Weekend			
27		17.85			
28		17.85			
29		13.85			
30		13.85			
31		13.85			

VIRGINIA SHIPPING POINT PRICES

GREEN BEANS, ROUND TYPE (FALL)

BUSHEL CARTONS/CRATES

September	2016	2015	2014	2013	2012
17					12.00
18					12.00
19					Too Few
20					12.00-14.00
21					12.00
24					12.00
25					No Report
26					10.00
27				11.00-13.00	Too Few
28		14.85		Weekend	10.00
29		10.85		Weekend	Weekend
30		10.85		13.00	Weekend
October					
1		10.85	18.00	13.00	8.00-10.00
2		10.85	18.00	13.00	8.00-10.00
3		Weekend	18.00	13.00	8.00-10.00
4		Weekend	Weekend	13.00	8.00
5		Too Few	Weekend	Weekend	8.00
6	20.85	10.85	18.00	Weekend	Weekend
7	20.85	Too Few	18.00	13.00-15.00	Weekend
8	Weekend	Too Few	18.00	15.00	Holiday
9	Weekend	16.85	18.00	15.00	10.00-11.00
10	Holiday	Weekend	No Report	Too Few	12.00
11	20.85	Weekend	Weekend	Too Few	12.00
12	20.85	Holiday	Weekend	Weekend	12.00
13	Too Few	19.85	Holiday	Weekend	Weekend
14	Too Few	19.85	18.00	Holiday	Weekend
15	Weekend	19.85	18.00	17.00-21.00	12.00-13.00
16	Weekend	13.85	Too Few	17.00-21.00	13.00-14.00
17	35.85	Weekend	18.00	21.00	14.00
18	35.85	Weekend	Weekend	21.00	14.00
19	35.85	11.85	Weekend	Weekend	14.00
20	35.85	11.85	16.00	Weekend	Weekend
21	35.85	11.85	16.00	21.00	Weekend
22	Weekend	10.85	16.00	21.00	14.00
23	Weekend	Too Few	16.00	21.00	Too Few

VIRGINIA SHIPPING POINT PRICES

GREEN BEANS, ROUND TYPE (FALL)

BUSHEL CARTONS/CRATES

October	2016	2015	2014	2013	2012
24	35.85	Weekend	16.00	21.00	Too Few
25	30.85	Weekend	Weekend	21.00	Too Few
26	Too Few	Too Few	Weekend	Weekend	
27			Too Few	Weekend	
28				Too Few	
29					
30					
31					

PUMPKINS

36 INCH BINS

Howden Type, Medium-Large (30-45 Count)

September		
12	80.00-125.00	mostly 85.00-110.00
19	80.00-125.00	mostly 85.00-100.00
26	80.00-125.00	mostly 85.00-100.00
October		
3	80.00-125.00	mostly 85.00-100.00
11	80.00-125.00	mostly 85.00-100.00
17	80.00-125.00	mostly 85.00-100.00
24	Too Few	

2016 VIRGINIA SHIPPING POINT PRICES

SQUASH

1/2 AND 5/9 BUSHEL CARTONS

	Zucchini		Yellow Straightneck	
	Small	Medium	Small	Medium
June				
20	12.00-14.00	8.00-12.00	14.00	10.00-12.00
27	10.00-11.00	8.00-9.00	10.00-11.00	8.00-9.00
July				
5	7.00	5.00	8.00	6.00
11	5.00-7.00	4.00	7.00-8.00	5.00
18	8.00	6.00	Too Few	Too Few
25	8.00-10.00	6.00-8.00	8.00-10.00	6.00-8.00
August				
1	9.00-10.00	7.00-8.00	9.00-10.00	7.00-8.00
8	12.00-14.00	10.00-12.00	12.00-14.00	10.00-12.00
15	10.00-12.00	8.00-10.00	12.00	10.00
22	Too Few	Too Few	Too Few	Too Few

SWEET CORN

CRATES - 4 DOZEN MINIMUM

	Yellow Type	White Type	Bi-Color
July			
11	20.00	20.00	20.00
18	16.00-20.00	16.00-20.00	16.00-20.00
25	12.40-15.00	12.40-15.00	12.40-15.00
August			
1	8.00-10.00	8.00-10.00	8.00-10.00
8	8.20-10.00	8.20-10.00	8.20-10.00
15	8.20-9.50	8.20-9.50	8.20-9.50
22	7.70-9.50	8.20-9.50	7.70-9.50
29	9.00-9.50	9.00-9.50	9.00-9.50
September			
6	9.20-11.00	9.20-11.00	9.20-11.00
12	Too Few	Too Few	Too Few

2016 VIRGINIA SHIPPING POINT PRICES

TOMATOES (MATURE GREEN, 85% US ONE OR BETTER)

25-LB CARTONS

July	5x6 Size	6x6 Size	6x7 Size
19	13.95	13.95	12.95
20	13.95	13.95	12.95-13.95
21	13.95	13.95	12.95-13.95
22	13.95	13.95	12.95
25	Open	Open	Open
26	13.95	13.95	13.95
27	13.95	13.95	13.95
28	13.95	13.95	13.95
29	13.95	13.95	13.95
August			
1	Open	Open	Open
2	13.95	13.95	11.95-13.95
3	13.95	13.95	11.95-13.95
4	13.95	13.95	11.95
5	13.95	13.95	11.95
8	Open	Open	Open
9	11.95	10.95-11.95	9.95
10	11.95	10.95-11.95	9.95
11	11.95	11.95	9.95
12	11.95	11.95	9.95
15	Open	Open	Open
16	Too Few	Too Few	Too Few
17	Too Few	Too Few	Too Few
18	Too Few	Too Few	Too Few
19	Too Few	Too Few	Too Few
22	Too Few	Too Few	Too Few
23	13.95	13.95	11.95
24	13.95	13.95	11.95
25	13.95-15.95	13.95-15.95	13.95-15.95
26	15.95	15.95	15.95
29	16.95	16.95	16.95
30	16.95	16.95	16.95
31	16.95	16.95	16.95

2016 VIRGINIA SHIPPING POINT PRICES

TOMATOES (MATURE GREEN, 85% US ONE OR BETTER)

25-LB CARTONS

September	5x6 Size	6x6 Size	6x7 Size
1	16.95	16.95	16.95
2	16.95	16.95	16.95
6	16.95	16.95	16.95
7	17.95	17.95	17.95
8	17.95	17.95	17.95
9	17.95	17.95	17.95
12	Open	Open	Open
13	17.95	17.95	17.95
14	17.95	17.95	17.95
15	17.95	17.95	17.95
16	17.95	17.95	17.95
19	Open	Open	Open
20	Too Few	Too Few	Too Few
21	17.95	17.95	13.95
22	17.95	17.95	13.95
23	17.95	17.95	13.95
26	Open	Open	Open
27	17.95	15.95	13.95
28	17.95	15.95	13.95
29	17.95	15.95	13.95
30	17.95	15.95	13.95
October			
3	Open	Open	Open
4	15.95	14.95	13.95
5	15.95	14.95	13.95
6	15.95	14.95	13.95
7	15.95	14.95	13.95
11	Too Few	Too Few	Too Few
12	17.95	15.95	13.95
13	17.95	15.95	13.95
14	17.95	15.95	13.95
17	Too Few	Too Few	Too Few
18	19.95	17.95	15.95
19	19.95	17.95	15.95
20	Too Few	Too Few	Too Few

2016 VIRGINIA SHIPPING POINT PRICES

TOMATOES (CHERRY AND GRAPE TYPE)

July	Cherry	Grape Type	
	Flats 12 1-Pt Baskets	Flats 12 1-Pt Containers	20 Lb Cartons
11	11.95	13.95	25.95
12	9.95-11.95	13.95	25.95
13	8.95-11.95	12.95-13.95	23.95-25.95
14	8.95-11.95	13.95	23.95-25.95
15	8.95-11.95	13.95	23.95-25.95
18	8.95-10.95	11.95	21.95
19	9.95-10.95	10.95-11.95	19.95-21.95
20	8.95-10.95	9.95-11.95	17.95-21.95
21	8.95-10.95	9.95-11.95	17.95-21.95
22	8.95-10.95	9.95-11.95	17.95-21.95
25	8.95-10.95	9.95-11.95	17.95-21.95
26	8.95-10.95	8.95-9.95	15.95-17.95
27	8.95-10.95	8.95-9.95	15.95-17.95
28	8.95-10.95	8.95-9.95	15.95-17.95
29	8.95-10.95	8.95-9.95	15.95-17.95
August			
1	8.95-10.95	7.95-8.95	11.95-15.95
2	8.95-10.95	7.95-8.95	13.95-15.95
3	8.95-10.95	7.95-8.95	13.95-15.95
4	7.95-10.95	6.95-8.95	11.95-15.95
5	6.95-10.95	6.95-8.95	11.95-15.95
8	6.95-7.95	6.95-7.95	11.95-13.95
9	6.95-7.95	6.95-7.95	11.95-13.95
10	6.95-7.95	6.95-7.95	11.95-13.95
11	6.95-7.95	6.95-7.95	11.95-13.95
12	6.95-7.95	6.95-7.95	11.95-13.95
15	6.95-7.95	6.95-7.95	11.95-13.95
16	7.95-8.95	6.95-7.95	11.95-13.95
17	9.95	7.95	13.95
18	8.95	8.95	15.95
19	8.95	8.95	15.95
22	8.95	8.95-9.95	15.95-17.95
23	8.95-9.95	9.95	17.95
24	8.95-9.95	9.95-10.95	17.95-19.95
25	9.95-10.95	10.95	19.95
26	9.95	11.95	21.95
29	11.95	11.95	21.95
30	11.95	13.95-15.95	25.95-29.95
31	11.95	13.95-15.95	25.95-29.95

2016 VIRGINIA SHIPPING POINT PRICES

TOMATOES (CHERRY AND GRAPE TYPE)

September	Cherry	Grape Type	
	Flats 12 1-Pt Baskets	Flats 12 1-Pt Containers	20 Lb Cartons
1	11.95-13.95	13.95-15.95	25.95-29.95
2	13.95-16.95	15.95-16.95	29.95-31.95
6	13.95-16.95	16.95-17.95	31.95-33.95
7	13.95-16.95	16.95-17.95	31.95-33.95
8	13.95-16.95	16.95-17.95	31.95-33.95
9	13.95-16.95	16.95-18.95	31.95-33.95
12	Open	Open	Open
13	15.95-16.95	17.95	33.95
14	15.95-16.95	17.95	33.95
15	16.95	17.95	33.95
16	16.95	17.95	33.95
19	Open	Open	Open
20	Too Few	Too Few	Too Few
21	15.95	15.95	29.95
22	15.95	15.95	29.95
23	15.95	15.95	29.95
26	15.95	15.95	29.95
27	15.95	15.95	29.95
28	15.95	15.95	29.95
29	15.95	17.95	33.95
30	17.95	17.95	33.95
October			
3	Open	Open	Open
4	17.95	17.95	33.95
5	17.95	17.95	33.95
6	17.95	17.95	33.95
7	17.95	17.95	33.95
11	Too Few	Too Few	Too Few
12	17.95	17.95	33.95
13	17.95	17.95	33.95
14	17.95	17.95	33.95
17	17.95	17.95	33.95
18	19.95	17.95	33.95
19	19.95	17.95	33.95
20	Too Few	Too Few	Too Few

2016 VIRGINIA SHIPPING POINT PRICES

TOMATOES (PLUM TYPE, ROMA)

25-LB CARTONS

July	Extra Large	Large	Medium
22	13.95	13.95	
25	13.95	13.95	11.95
26	13.95	13.95	11.95-13.95
27	13.95	13.95	11.95-13.95
28	13.95	13.95	11.95-13.95
29	11.95-13.95	10.95-13.95	9.95-11.95
August			
1	10.95-11.95	10.95-11.95	8.95-9.95
2	10.95-11.95	10.95-11.95	8.95-9.95
3	10.95-11.95	10.95-11.95	8.95-9.95
4	Too Few	Too Few	Too Few
5	Too Few	Too Few	Too Few
8	9.95-10.95	9.95-10.95	7.95-9.95
9	9.95-10.95	9.95-10.95	7.95-9.95
10	9.95-10.95	9.95-10.95	7.95-9.95
11	9.95-10.95	9.95-10.95	7.95-9.95
12	9.95-10.95	9.95-10.95	7.95-9.95
15	9.95-10.95	9.95-10.95	7.95-8.95
16	8.95-9.95	7.95-8.95	5.95-6.95
17	Too Few	Too Few	Too Few
18	Too Few	Too Few	Too Few
19	Too Few	Too Few	Too Few
22	Too Few	Too Few	Too Few
23	Too Few	Too Few	Too Few
24	Too Few	Too Few	Too Few
25	Too Few	Too Few	Too Few
26	Too Few	Too Few	Too Few
29	Too Few	Too Few	Too Few